



## Installation Instructions

# 717834

2015-22 GMC CANYON, CHEVROLET

COLORADO

3.6L ENGINE

2/4 wheel drive

128.3" & 140.5" wheelbases

### OVERVIEW:

1. Take a moment to read and understand these instructions before installing your Flowmaster performance system.

**NOTE:** Please inventory all parts now before continuing and if necessary, report any missing items to our tech line. This will avoid potentially stranding your vehicle until any missing replacement parts arrive.

ITM #	PART #	DESCRIPTION	QTY.
1	26713M	Inlet Pipe	1
2	72198-Z	FFX Muffler	1
3	86486M	Tailpipe Assembly	1
4	ST439	Tips	2
N/A	PK956	Hardware Pack includes:	1
5	502HA	Front Clamp Hanger	1
6	MC250BS	2½" Stainless Band Clamp	2
7	MC300BS	3" Stainless Band Clamp	1
8	HW502	¾" Hanger Keeper	4

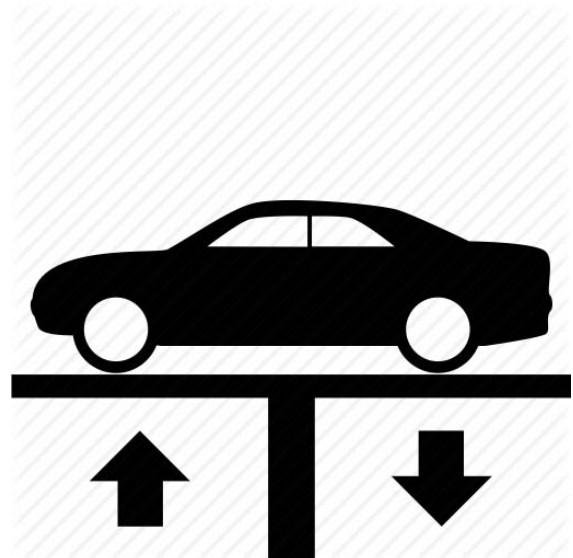
### REMOVE STOCK EXHAUST SYSTEM:

2. Raise vehicle up on a hoist or rack to working height. If you don't have access to a hoist or rack, support vehicle with jack stands.

**WARNING:** Avoid serious burns! Allow your vehicle time to cool completely before touching any factory engine components.

#### To ease preparation and installation of your new kit:

- Apply penetrating lubricant to mounts, bolts and clamps before you remove them.
- Use stands as necessary to support parts as you detach them from your vehicle and again as you install new parts.



3. Cut tailpipe just behind muffler. Separate wire hangers on tailpipe from isolators and remove it from vehicle.



4. Remove and retain nuts (x2) on flanged connection behind catalytic converter. Separate hanger on pipe from isolator then lower assembly from vehicle.



## INSTALL FLOWMASTER EXHAUST SYSTEM


5. Remove nuts from stock and Flowmaster clamps, apply anti-seize compound to bolts and re-install nuts.  
**NOTE:** The image in this step is intended for illustrative purposes only and may or may not accurately reflect components included in your kit.
6. Every slip fit connection in this kit must seat 3" deep except for muffler connections which must seat 2" deep. Mark all slip fit components in your kit and mark them accordingly so your Flowmaster exhaust system fits properly onto your vehicle.



7. If your vehicle falls within the specifications listed, apply corresponding modifications to this kit to ensure it will install properly.

W.B.	BODY STYLE	BED LENGTH	MODIFICATION
128.3"	Extended Cab	6'	Trim 12" from inlet pipe
128.3"	Crew Cab	5.1'	Trim 12" from inlet pipe
140.5"	Crew Cab	6'	None

8. Connect **inlet pipe (1)** to factory flange behind flex pipe. Reinstall nuts (removed step 4) and tighten enough to allow for adjustment. Then slide **front clamp hanger (5)** onto inlet pipe and insert wire hanger into isolator.




9. Place **clamp (7)** onto **muffler (2)** then connect it to inlet pipe. Tighten clamp just enough to allow for adjustment. Place (x2) **clamps (6)** onto muffler outlets.





10. Transfer isolators from vehicle mounts to **tailpipe assembly (3)**. Then route tailpipe assembly over rear axle and into muffler. Connect isolators to wire mounts and tighten clamps just enough to allow for adjustment.



11. Install (x2) **tips (4)** onto tailpipe assembly and adjust them to desired position. Tighten inlets enough to hold in position.
12. Adjust the exhaust components to provide a satisfactory fit. Maintain a minimum of ½" clearance around all components of the exhaust system, keeping in mind suspension, travel and vibration. After making any required adjustments, securely tighten the clamps.
13. Slide (x4) **hanger keepers (8)** onto each sideways hanger to prevent components from slipping out of their rubber mounts.
14. We recommend applying a one inch tack weld to all slip-fit connections for a more secure installation. You may also apply high temperature paint over welded areas to prevent rust and premature corrosion.



Congratulations, the installation of your FLOWMASTER performance exhaust system is now complete!





# Installation Diagram

## 717834

2015-22 GMC CANYON, CHEVROLET

COLORADO

3.6L ENGINE

2/4 wheel drive

128.3" & 140.5" wheelbases

